

# KEY FIGURES

	2021	2020	+/- in %
in TCHF			
Order intake	482 395	345 349	39.7
Gross profit	265 907	199 860	33.0
in % of revenues	63.2	61.0	
Investments in non-current assets	38 062	25 811	47.5
Free cash flow	-5 492	15 435	-135.6
Net working capital <sup>1</sup>	180 110	155 232	16.0
in % of revenues	39.8	52.5	
Total assets	514 891	452 089	13.9
Net debt	98 391	92 426	6.5

<sup>1</sup> Net working capital: receivables plus inventories less current liabilities.

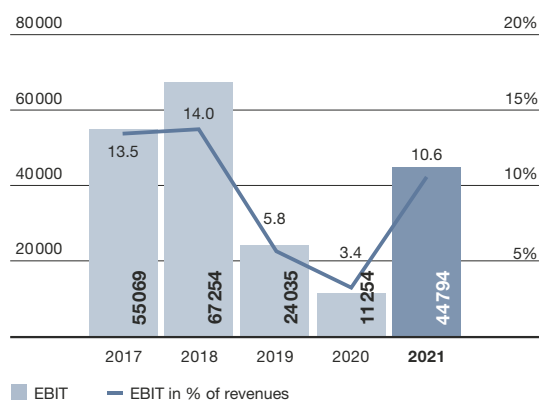
**421** m  
Revenues in CHF  
(2020: 328m)

**13.6** %

RONCE  
(2020: 3.7%)

## Operating profit (EBIT)

in TCHF



# 2121

Headcount as at 31.12.2021  
(31.12.2020: 2095 employees)

# 7.90

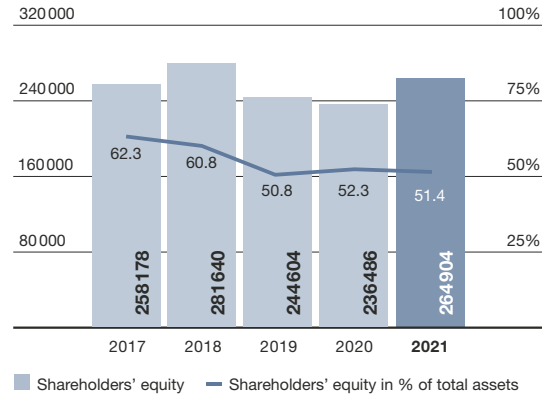
Basic earnings  
per share in CHF  
(2020: -0.34)

# 0.7 ppts

Foreign currency impact on the  
EBIT margin  
(2020: -1.2 ppts)

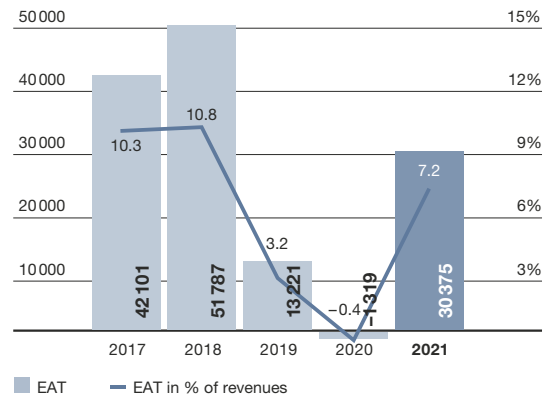
## Shareholders' equity

in TCHF



## Group earnings after taxes (EAT)

in TCHF



## R&D expenditure

in TCHF

